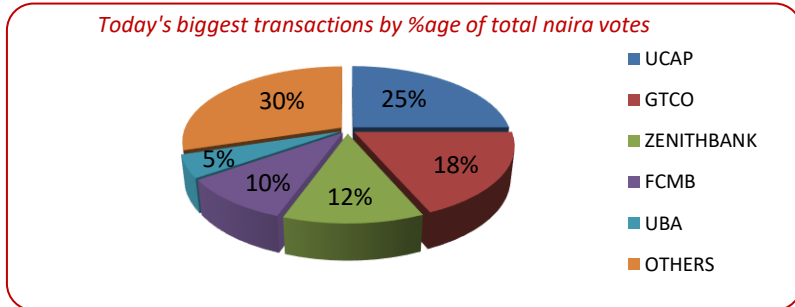
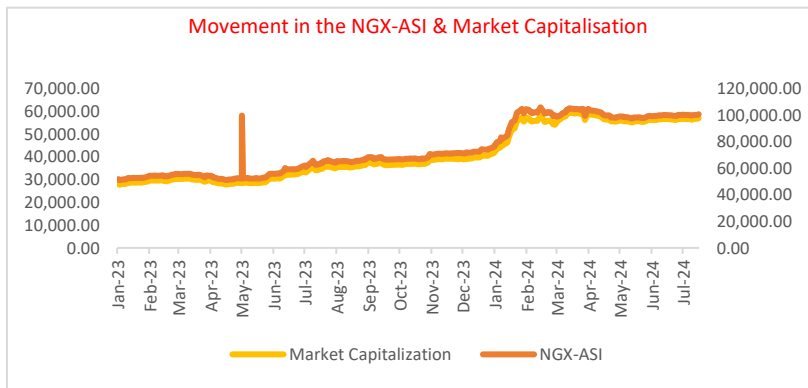




MPC Expectations Rouse Sentiments as Investors Gain N20.5bn; Negative Outing for the Naira at the Official Market...

The equities market closed the trading week on a high note, showcasing robust trading activity levels and strong investor confidence. The benchmark index gained an additional 4 basis points (bps) on Friday to close the session at 100,539.40 points, reflecting improved investor interest. Similarly, the market capitalization increased by 0.04% to N56.93 trillion, signifying total gains worth N20.49 billion added to investors' portfolios. Despite a higher number of declining stocks (28) compared to advancing stocks (17), trading activity levels remained strong. The total number of deals, volume, and traded value surged by 10.82%, 53.74%, and 9.98%, respectively, translating to 9,988 trades, 603.88 million units, and N9.16 billion. Sector performance was predominantly bearish, with the Industrial Goods index being the sole gainer, showing a marginal increase of 0.01%. In contrast, the Banking, Insurance, Consumer Goods, and Oil/Gas indices declined by 0.75%, 1.94%, 0.15%, and 0.04%, respectively. Among individual stocks, the top gainers included SOVRENINS (+4.26%), CUSTODIAN (+4.17%), NAHCO (+3.41%), TIP (+3.37%), and FCMB (+3.25%). Conversely, the top decliners were CUTIX (-8.55%), ABCTRANS (-8.33%), TANTALIZER (-8.16%), REDSTAREX (-5.28%), and WAPIC (-5.00%). FCMB emerged as the most traded security by volume, with 114.12 million units transacted in 218 trades, while UCAP led in traded value, amounting to N2.29 billion.



MARKET STATISTICS	CLOSE	PREVIOUS	TODAY'S%	YTD %
All Share Index (ASI)	100,539.40	100,503.21	0.04	34.458
Deals	9,988	9,013	10.82	
Volume (millions)	603.88	392.80	53.74	
Value (₦ Millions)	9,164.66	8,333.02	9.98	
Market Cap (₦ billions)	56,928.87	56,908.38	0.04	39.131

SECTORED INDICES	CLOSE	PREVIOUS	TODAY'S % Δ
NGX BANKING	843.99	850.35	-0.75
NGX INSURANCE	378.64	386.14	-1.94
NGX CONSUMER GOODS	1,566.18	1,568.51	-0.15
NGX OIL/GAS	1,503.03	1,503.60	-0.04
NGX IND	4,712.58	4,712.15	0.01

Source: NGX, Cowry Research

TENOR	NIBOR as @ 19/07/2024	NIBOR as @ 18/07/2024	PPT
Overnight	32.2500	32.4700	-0.22
1 Month	26.2000	27.9900	-1.79
3 Months	26.9500	27.8900	-0.94
6 Months	27.4200	27.6800	-0.26

Source: FMDQ

TENOR	NITTY as @ 19/07/2024	NITTY as @ 18/07/2024	PPT
1Month	19.4600	19.4000	0.06
3 Months	20.9200	20.9600	-0.04
6 Months	23.8800	24.0400	-0.16
12 Months	25.9200	25.8600	0.06

Source: FMDQ

Bond Name	Maturity (Years)	Bid Price	Daily Δ	Offeryield	Yield YTD PPT Δ
16.29% FGN MAR 2027	10	93.21	0.00	19.64%	0.066
12.50% FGN MAR 2035	15	71.65	0.00	18.71%	0.038
16.25% FGN APR 2037	20	88.38	0.00	18.65%	0.032
12.98% FGN MAR 2050	30	71.66	-2.77	18.18%	0.021

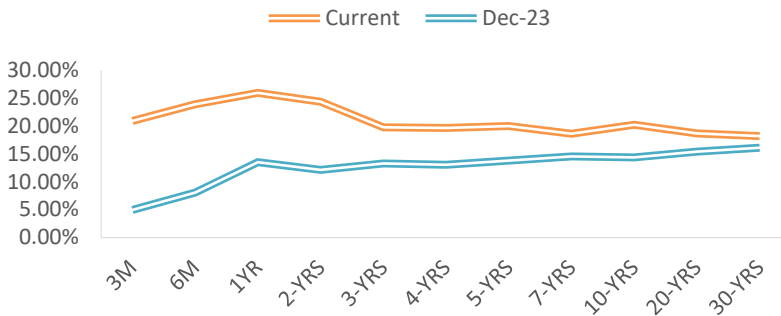
Source: FMDQ

EurobondName	Maturity (Years)	Bid Price	Daily Δ	Offer Yield	Yield YTD PPT Δ
6.50 NOV 28, 2027	10	92.24	-0.21	9.24%	0.000
7.69% FEB 23, 2038	20	78.72	-0.58	10.70%	0.006
7.62% NOV 28, 2047	30	73.67	-0.47	10.71%	0.008

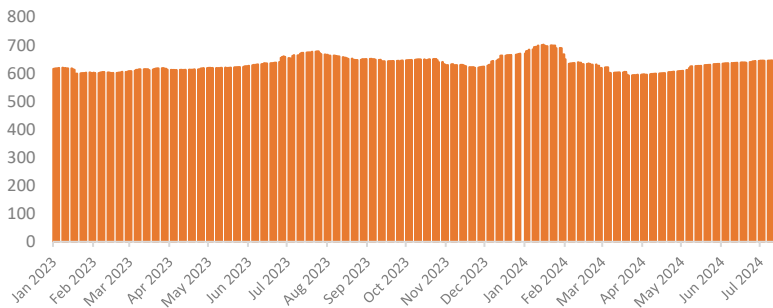
Source: FMDQ



NAIRA YIELD CURVE



S&P/FMDQ Nigeria Sovereign Bond Index (NGN)



Source: S&P Dow Jones Bond Indices, Cowry Research

Money Market

NIBOR declined across the board for all tenor buckets. Notably, the Overnight Nigerian Interbank Offered Rate (NIBOR) decreased by 22 basis points to 32.25% reflecting easing liquidity level in the financial system. Key money market rates such as the Open Repo Rate (OPR) and Overnight Lending Rate (OVN) also decreased, closing at 31.39% and 32.02%, respectively.

The Nigerian Interbank Treasury Bills True Yield (NITTY) rates closed in the mix, with increases seen across the 1-month and 12-month tenors, signifying positive investor sentiment. Meanwhile, the secondary market for Nigerian Treasury Bills was bearish, resulting in a 204-basis point drop in the average T-bills yield to 22.60%.

Bond Market

In the bond market, trading activity at the secondary FGN Bonds market was mildly bearish, leading to a 0.04% increase in the average yield to 19.41%.

In the sovereign Eurobonds market, waning sentiment was observed across all maturities leading to a 10-basis points uptrend in the average yield to 10.07%.

Foreign Exchange Market

The foreign exchange market saw pressure on the naira from rising demand, causing the local currency to weaken against the US dollar. In the official NAFEM market, the naira closed at ₦1,596.92 per dollar, a 1.92% decline from the previous close. In the parallel market, the naira appreciated by 0.56%, ending the day at an average of ₦1,599 per dollar.

Global Commodity Market

In the global commodity market, oil prices fell even further from the previous trade. The WTI crude futures fluctuated around \$82.22 per barrel on Friday, while the Brent Crude traded at \$84.6 per barrel.

Source: FMDQ, Trading Economics, OilPrice.com, S&P Dow Jones, Cowry Research

USD/NGN Exchange Rate	19/07/2024	Previous	Daily %
I&E FX	₦1,596.92	₦1,566.82	1.92%
Parallel	₦1,599	₦1,608	0.56%

Major Currencies & Commodities	19/07/2024	Daily %	Yearly %
EURUSD	1.0888	-0.11%	-2.16%
GBPUSD	1.292	-0.20%	0.45%
USDZAR	18.2741	0.13%	2.10%
USDEGP	48.2416	0.09%	56.90%
Crude Oil, \$/bbl	82.219	-0.73%	9.03%
Brent, \$/bbl	84.604	-0.59%	6.34%
Natural Gas, \$/MMBtu	2.082	-2.05%	-26.26%
Coal, \$/T	135	0.19%	3.05%
Gold, \$/t.oz	2401.17	-1.64%	21.94%
Wheat, \$/Bu	554.28	3.55%	-23.76%
Palm Oil, MYR/T	3960	0.56%	-2.13%
Cocoa, \$/T	8099.32	0.14%	138.57%

IMPORTANT DISCLOSURES

This report is produced by the Research Desk, Cowry Asset Management Limited (COWRY) as a guideline for Clients that intend to invest in securities on the basis of their own investment decision without relying completely on the information contained herein. The opinion contained herein is for information purposes only and does not constitute any offer or solicitation to enter into any trading transaction. While care has been taken in preparing this document, no responsibility or liability whatsoever is accepted by any member of COWRY for errors, omission of facts, and any direct or consequential loss arising from the use of this report or its contents.



Cowry Daily Market Insight 19 July 2024

Corporate Bond Issuer	Description	Issue Date	Maturity Date	Coupon (%)	Yield (%)	Daily Δ
FLOUR MILLS OF NIGERIA PLC	11.10 FLOURMILLS IIIB 27-FEB-2025	27-Feb-20	27-Feb-25	11.10	28.57	0.05
LAPO MFB SPV PLC	13.00 LAPO MFB II 30-MAR-2025	30-Mar-20	30-Mar-25	13.00	25.52	0.06
DANGOTE CEMENT PLC	12.50 DANGCEM I 30-APR-2025	24-Apr-20	30-Apr-25	12.50	26.94	0.07
UNITED CAPITAL PLC	12.50 UNICAP I 28-MAY-2025	28-May-20	28-May-25	12.50	27.30	0.04
PARTHIAN PARTNERS FUNDING SPV PLC	13.50 PAFP SPV I 27-Jul-2025	27-Jul-22	27-Jul-25	13.50	25.60	0.11
UNION BANK OF NIGERIA PLC	15.75 UNION II 3-SEP-2025	07-Sep-18	03-Sep-25	15.75	24.14	0.09
STERLING INV. MGT. PLC	16.25 STERLING INV. II 6-OCT-2025	05-Oct-18	06-Oct-25	16.25	25.75	0.07
WEMA FUNDING SPV PLC	16.50 WEMA FUNDING SPV II 12-OCT-2025	12-Oct-18	12-Oct-25	16.50	25.68	0.07
CORONATION MB FUNDING SPV PLC	6.25 CORO MB SPV I 30-NOV-2025	30-Nov-20	30-Nov-25	6.25	23.28	0.04
FLOUR MILLS OF NIGERIA PLC	5.50 FLOURMILLS IV A 15-DEC-2025	14-Dec-20	15-Dec-25	5.50	21.56	0.03
CARDINALSTONE FINANCING SPV PLC	7.00 CARDINAL SPV I 30-DEC-2025	30-Dec-20	30-Dec-25	7.00	24.74	0.09
FSDH FUNDING SPV PLC	8.50 FSDH SPV PLC IA 16-FEB-2026	16-Feb-21	16-Feb-26	8.50	20.77	0.00
FSDH FUNDING SPV PLC	8.00 FSDH SPV PLC IB 16-FEB-2026	16-Feb-21	16-Feb-26	8.00	20.77	0.00
MECURE INDUSTRIES FUNDING SPV PLC	13.00 MECURE SPV PLC I 31-MAR-2026	31-Mar-21	31-Mar-26	13.00	26.63	0.09
FLOUR MILLS OF NIGERIA PLC	14.5 FLOURMILL I 9-MAY-2026	09-May-23	09-May-26	14.50	24.77	0.10
DANGOTE CEMENT PLC	12.50 DANGCEM IB 30-MAY-2026	26-May-21	30-May-26	12.50	20.51	0.00
ACCESS BANK PLC	15.50 ACCESS BANK 23-JUL-2026	23-Jul-19	23-Jul-26	15.50	24.60	0.06
MTN NIGERIA COMMUNICATIONS PLC	13.50 MTNN IA 30-SEP-2026	30-Sep-22	30-Sep-26	13.50	20.47	0.00
SUNDRY FOODS FUNDING SPV PLC	13.50 SUNDRY SPV PLC I 15-DEC-2026	15-Dec-21	15-Dec-26	13.50	21.33	0.02
EAT & GO FINANCE SPV PLC	14.25 EAT & GO FINANCE SPV 17-DEC-2026	17-Dec-19	17-Dec-26	14.25	23.25	0.03
DANGOTE CEMENT PLC	11.85 DANGCEM IIA 30-APR-2027	27-Apr-22	30-Apr-27	11.85	20.71	0.00
AXXELA FUNDING 1 PLC	14.30 AXXELA I 20-MAY-2027	20-May-20	20-May-27	14.30	22.43	0.00
ACCELEREX SPV PLC	14.00 ACSP I 15-JUN-2027	15-Jun-22	15-Jun-27	14.00	22.71	0.00
NOVAMBL INVESTMENTS SPV PLC	12.00 NOVAMBL SPV I 23-JUL-2027	23-Jul-20	23-Jul-27	12.00	23.76	0.00
UNICAP	15.00 UNICAP II 14-SEP-2027	14-Sep-22	14-Sep-27	15.00	21.81	0.00
*NMRC	7.20 NMRC III 2-NOV-2027	02-Nov-20	02-Nov-27	7.20	23.07	0.00
VIATHAN FUNDING PLC	16.00 VIATHAN (GTD) 14-DEC-2027	15-Dec-17	14-Dec-27	16.00	20.41	0.00

www.cowryasset.com

IMPORTANT DISCLOSURES

This report is produced by the Research Desk, Cowry Asset Management Limited (COWRY) as a guideline for Clients that intend to invest in securities on the basis of their own investment decision without relying completely on the information contained herein. The opinion contained herein is for information purposes only and does not constitute any offer or solicitation to enter into any trading transaction. While care has been taken in preparing this document, no responsibility or liability whatsoever is accepted by any member of COWRY for errors, omission of facts, and any direct or consequential loss arising from the use of this report or its contents.



Cowry Daily Market Insight 19 July 2024

Corporate Bond Issuer	Description	Issue Date	Maturity Date	Coupon (%)	Yield (%)	Daily Δ
FLOUR MILLS OF NIGERIA PLC	6.25 FLOURMILLS IV B 14-DEC-2027	14-Dec-20	14-Dec-27	6.25	21.57	0.00
BUA CEMENT PLC	7.50 BUACEM I 30-DEC-2027	30-Dec-20	30-Dec-27	7.50	20.44	0.00
*ARADEL HOLDINGS PLC	17.00 ARAD I 13-JAN-2028	13-Jan-23	13-Jan-28	17.00	20.53	0.00
MTN NIGERIA COMMUNICATIONS PLC	13.00 MTN COM PLC I 5-MAY-2028	05-May-21	05-May-28	13.00	20.87	0.00
DANGOTE CEMENT PLC	13.50 DANGCEM IC 30-MAY-2028	26-May-21	30-May-28	13.50	20.66	0.00
C&I LEASING PLC	15.50 C&I LEASING II 3-JUN-2028	03-Jun-21	03-Jun-28	15.50	22.15	0.00
CERPAC RECEIVABLES FUNDING SPV PLC	14.50 CERPAC-SPV III 15-JUL-2028	10-Sep-21	15-Jul-28	14.50	22.84	0.00
SUNDRY FOODS FUNDING SPV PLC	16.00 SUNDRY SPV PLC II 23-OCT-2028	23-Oct-23	23-Oct-28	16.00	20.82	0.00
ARDOVA PLC	13.30 ARDOVA PLC IA 12-NOV-2028	12-Nov-21	12-Nov-28	13.30	21.02	0.00
EAT & GO FINANCE SPV PLC	13.25 EAT & GO FINANCE SPV 8-MAR-2029	08-Mar-22	08-Mar-29	13.25	22.76	0.00
PRESKO PLC	12.85 PRESKO PLC 5-APR-2029	05-Apr-22	05-Apr-29	12.85	21.67	0.00
DANGOTE CEMENT PLC	12.35 DANGCEM IIB 30-APR-2029	27-Apr-22	30-Apr-29	12.35	20.02	0.00
UNION BANK OF NIGERIA PLC	16.20 UNION III 27-JUN-2029	27-Jun-19	27-Jun-29	16.20	22.24	0.00
DANGOTE INDUSTRIES FUNDING PLC	12.75 DANGIFP IA 19-JUL-2029	19-Jul-22	19-Jul-29	12.75	20.74	0.00
GEREGU POWER PLC	14.50 GERP I 28-JUL-2029	28-Jul-22	28-Jul-29	14.50	22.60	0.00
*NMRC	14.90 NMRC I 29-JUL-2030	29-Jul-15	29-Jul-30	14.90	20.90	0.01
TSL SPV PLC	10.00 TSL SPV I (GTD) 6-OCT-2030	06-Oct-20	06-Oct-30	10.00	22.49	0.00
FBNQ MB FUNDING SPV PLC	6.25 FBNQ MB SPV II 16-DEC-2030	16-Dec-20	16-Dec-30	6.25	21.76	0.00
FIDELITY BANK PLC	8.50 FIDELITY I 7-JAN-2031	07-Jan-21	07-Jan-31	8.50	21.84	0.00
EAT & GO FINANCE SPV PLC	18.00 EGFS 22-FEB-2031	22-Feb-24	22-Feb-31	18.00	22.95	0.01
PRIMERO BRT SECURITISATION SPV PLC	17.00 PRIMERO BRT-SPV 27-OCT-2031	24-May-19	27-Oct-31	17.00	22.04	0.00
MTN NIGERIA COMMUNICATIONS PLC	12.75 MTN COM PLC II 4-NOV-2031	04-Nov-21	04-Nov-31	12.75	21.71	0.00
ARDOVA PLC	13.65 ARDOVA PLC IB 12-NOV-2031	12-Nov-21	12-Nov-31	13.65	21.43	0.00
GPC-SPV COMPANY PLC	13.00 GPC SPV PLC (GTD) 23-NOV-2031	23-Nov-21	23-Nov-31	13.00	20.02	0.00
PAT DIGITAL INFRA FUND SPV PLC	13.25 PAT SPV PLC (GTD) 2-FEB-2032	02-Feb-22	02-Feb-32	13.25	20.25	0.00
DANGOTE CEMENT PLC	13.00 DANGCEM IIC 30-APR-2032	27-Apr-22	30-Apr-32	13.00	20.11	0.00
DANGOTE CEMENT PLC	13.00 DANGCEM IIC 30-APR-2032	19-Jul-22	19-Jul-32	13.50	20.21	0.00
MTN NIGERIA COMMUNICATIONS PLC	14.50 MTNN IB 30-SEP-2032	30-Sep-22	30-Sep-32	14.50	19.90	0.00
DANGOTE INDUSTRIES FUNDING PLC	13.50 DANGIFP IB 19-JUL-2032	19-Jul-22	19-Jul-32	16.75	21.27	0.00
*NMRC	13.80 NMRC II 15-MAR-2033	21-May-18	15-Mar-33	13.80	20.40	0.00
GEL UTILITY FUNDING SPV PLC	15.15 GEL UTILITY-SPV (GTD) 28-AUG-2034	28-Aug-19	28-Aug-34	15.15	22.39	0.00
LFZC FUNDING SPV PLC	13.25 LFZC II 16-MAR-2042	10-May-22	16-Mar-42	13.25	19.63	0.00
LFZC FUNDING SPV PLC	15.25 LFZC III 29-MAR-2043	29-Mar-23	29-Mar-43	19.76	19.52	0.00
FCMB GROUP PLC	16.00 FCMB I (PERP)	16-Feb-23	-	16.00	21.71	0.00

www.cowryasset.com

IMPORTANT DISCLOSURES

This report is produced by the Research Desk, Cowry Asset Management Limited (COWRY) as a guideline for Clients that intend to invest in securities on the basis of their own investment decision without relying completely on the information contained herein. The opinion contained herein is for information purposes only and does not constitute any offer or solicitation to enter into any trading transaction. While care has been taken in preparing this document, no responsibility or liability whatsoever is accepted by any member of COWRY for errors, omission of facts, and any direct or consequential loss arising from the use of this report or its contents.